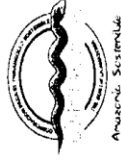


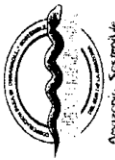


CORPORACION PARA EL DESARROLLO SOSTENIBLE DEL SUR DE LA AMAZONIA
CORPOAMAZONIA
ESTADO DE ACTIVIDAD FINANCIERA, ECONOMICA Y SOCIAL COMPARATIVO
DEL 1 DE ENERO AL 31 DE DICIEMBRE DE 2010 Y 2009



		Nota 13	2010		2009		VARIACION		Analisis %	
							Horizontal	Vertical		
4	INGRESOS									
41	INGRESOS FISCALES		29,294,126,295.42	21,747,737,745.74	7,546,388,549.68	35%	100%			
4110	NO TRIBUTARIOS		26,386,214,445.42	17,307,267,064.88	9,078,947,380.54	52%	90%			
42	VENTA DE BIENES		26,386,214,445.42	17,307,267,064.88	9,078,947,380.54	52%	90%			
4201	PRODUCTOS AGROPECUARIOS DE SILVICULTURA Y PESCA		20,343,500.00	2,656,000.00	17,687,500.00	666%	0%			
44	TRANSFERENCIAS		20,343,500.00	2,656,000.00	17,687,500.00	666%	0%			
4428	OTRAS TRANSFERENCIAS		299,121,977.00	108,437,400.00	190,684,577.00	176%	1%			
47	OPERACIONES INTERINSTITUCIONALES		299,121,977.00	108,437,400.00	190,684,577.00	176%	1%			
4705	FONDOS RECIBIDOS		2,097,522,163.00	2,625,979,731.00	-528,457,568.00	-20%	7%			
4722	OPERACIONES SIN FLUJO DE EFECTIVO		2,095,607,732.00	2,614,523,547.00	-528,915,815.00	-20%	7%			
48	OTROS INGRESOS		11,914,431.00	11,456,184.00	458,247.00	4%	0%			
4805	FINANCIEROS		486,054,675.00	1,703,397,549.86	-1,212,473,339.86	-71%	2%			
4808	OTROS INGRESOS ORDINARIOS		3,430,000.00	494,629,653.43	-28,574,988.43	-6%	2%			
4810	EXTRAORDINARIOS		21,084,160.00	102,067,500.00	-88,627,500.00	-97%	0%			
4815	AJUSTE DE EJERCICIOS ANTERIORES		355,375.00	14,993,944.84	6,090,215.16	41%	0%			
				1,091,716,441.59	-1,091,361,066.59	-100%	0%			
51	GASTOS	Nota 14	20,387,381,969.24	11,616,870,083.63	8,770,511,885.61	75%	70%			
5101	ADMINISTRACION		4,556,503,138.67	4,326,164,028.27	230,339,110.40	5%	16%			
5102	SUELDOS Y SALARIOS		2,286,825,684.50	2,295,187,439.00	-8,361,754.50	0%	8%			
5103	CONTRIBUCIONES IMPUTADAS		18,344,956.00	1,491,139.00	16,853,817.00	1130%	0%			
5104	CONTRIBUCIONES EFECTIVAS		358,199,349.00	388,985,463.00	-30,786,114.00	-8%	1%			
5104	APORTES SOBRE LA NOMINA		77,872,600.00	84,051,083.00	-6,178,483.00	-7%	0%			
5111	GENERALES		1,674,163,491.50	1,439,552,578.13	234,610,913.37	16%	6%			
5120	IMPUESTOS, CONTRIBUCIONES Y TASAS		141,097,057.67	116,896,326.14	24,200,731.53	21%	0%			
53	PROVISION, AGOTAMIENTO, DEPRECIACION Y AMORTIZACION		66,000,000.00	0.00	66,000,000.00	100%	0%			
5314	PROVISION PARA CONTINGENCIAS		66,000,000.00	0.00	66,000,000.00	100%	0%			


CORPORACION PARA EL DESARROLLO SOSTENIBLE DEL SUR DE LA AMAZONIA
CORPOAMAZONIA
ESTADO DE ACTIVIDAD FINANCIERA, ECONOMICA Y SOCIAL COMPARATIVO
 DEL 1 DE ENERO AL 31 DE DICIEMBRE DE 2010 Y 2009





	2010	2009	VARIACION	Analisis % Horizontal	Analisis % Vertical
55	15.609.460.001.60	6.174.388.812.00	9.435.071.189.60	153%	53%
5508	15.609.460.001.60	6.174.388.812.00	9.435.071.189.60	153%	53%
58	155.418.828.97	1.116.317.243.36	-960.898.414.39	-86%	1%
5802	49.695.917.40	52.557.506.54	-2.861.589.14	-5%	0%
5808	3.446.900.00	145.288.048.00	-141.841.148.00	-98%	0%
5810	71.690.906.57	414.391.632.52	-342.500.725.95	-83%	0%
5815	30.385.105.00	504.090.056.30	-473.694.951.30	-94%	0%

EXCEDENTE DEL EJERCICIO
 8.906.744.328.18 10.130.887.852.11 -1.224.123.335.93 -17% -44%


JOSE IGNACIO MUNOZ CORDOBA
 Director General


AURA CECILIA BUTRANGO JACANAMEJOY
 Contadora
 T.P. 70802-T


ELIANA MAGALI MENA DIAZ
 Subdirectora Administrativa Financiera


ORLANDA PAREDES DE MOLINA
 Revisora Fisca
 T.P. 34437-T
 (Ver dictamen adjunto)